

## Times Table Rock Stars - Year 3 help sheet

Please use this sheet to help your child log in to TTRS and complete their weekly maths home learning.

Every day, your child's class teacher will record and celebrate who has played the previous night. Weekly home learning will run from Friday -> Friday in Year 3.

### Step 1

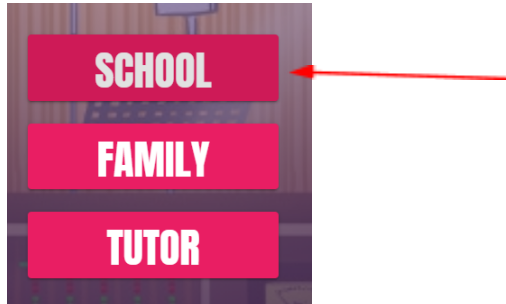
Go on Google or Safari and type in [trockstars.com](https://trockstars.com)

Click on the 'login' button.



### Step 2

Click on the 'school' button.



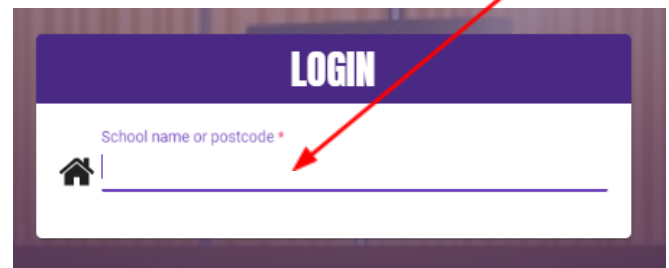
### Step 3

Click on the 'student' button.



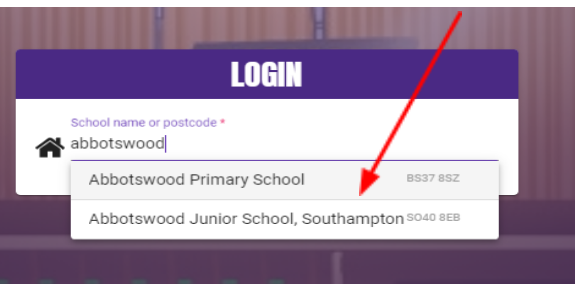
### Step 4

Type 'Abbotswood' into the login box.



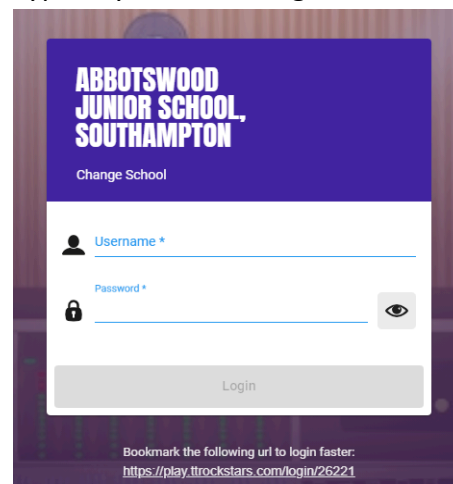
### Step 5

Click on 'Abbotswood Junior School'.



### Step 6

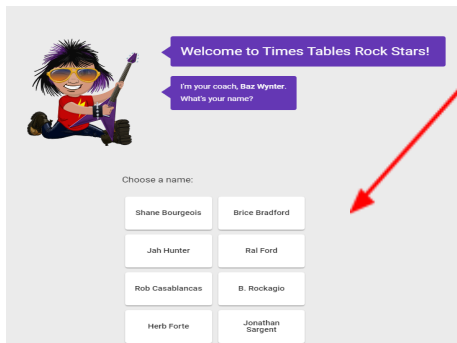
Type in your child's login details



**See the back of their reading diary.**

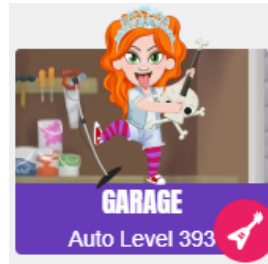
## Step 7

Next, your child can choose their rock star name.



## Step 8

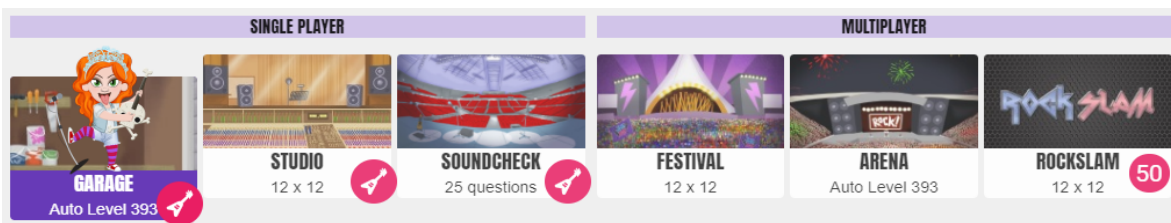
Your child's weekly home learning task is to play 5 games on the 'Garage' game.



However, the more games they play, the more 'coins' they get and the quicker they become at their times table recall.

## Step 9

Your child can enjoy the many other games available on the site too:



Whenever they see the 'gig' icon, they should play this game.

Gigs tell TTRS what level of times table question they need.

E.g. if they do really well in a gig, they will get trickier questions!

